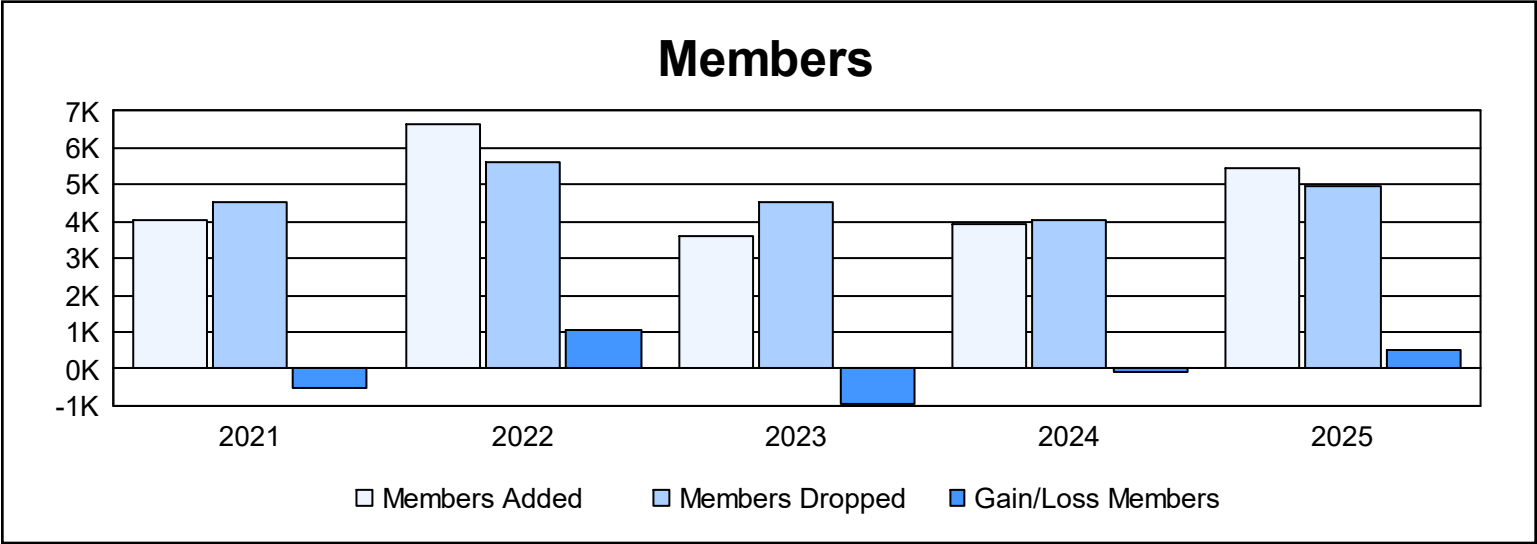
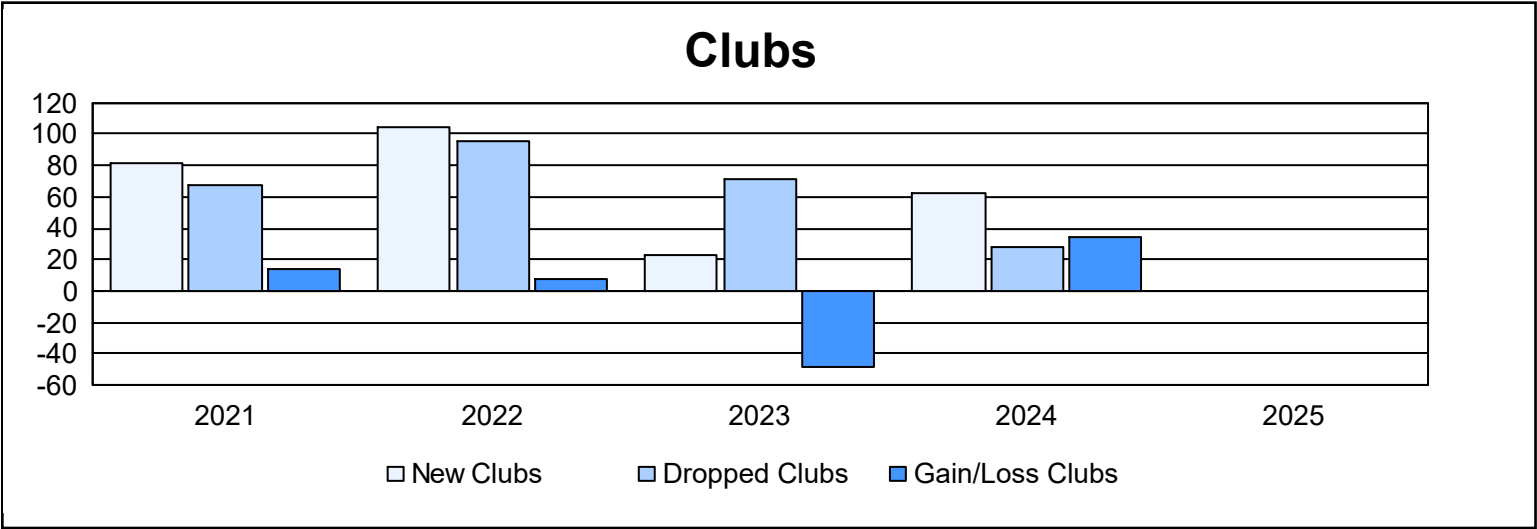
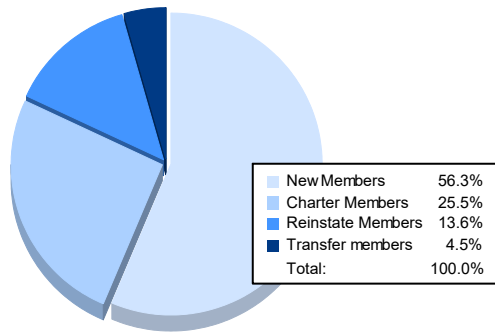


Year	New Clubs	Dropped Clubs	Gain/ Loss Clubs	New Members	Charter Members	Reinstate Members	Transfer Members	Total Member Added	Total Members Dropped	Gain/ Loss Members
2020-2021	81	67	14	2,128	1,458	378	58	4,022	4,529	-507
2021-2022	104	96	8	3,000	3,068	469	119	6,656	5,607	1,049
2022-2023	23	71	-48	1,958	1,105	404	154	3,621	4,551	-930
2023-2024	62	28	34	1,754	1,649	415	133	3,951	4,054	-103
2024-2025				3,081	1,395	746	248	5,470	4,973	497
Average	68	66	2	2,384	1,735	482	142	4,744	4,743	1



Membership Composition June 2025 Cumulative



Gender Composition June 2025 Cumulative

